


How to draw a Blue Bird

To celebrate Blue Bird Day


1. Draw a slanted teardrop shape.



2. Draw the wing by adding a curved line.




3. Add a circle for the head.



4. Add the face.



5. Draw a ribbon shape for the tail.



6. Color!

